

**RoHS
Compliant**

**Flangeless
Termination
125 Watts**



General Specifications

Resistive Element	Thick film
Substrate	ALN Ceramic
Cover	Alumina Ceramic
Terminal Finish	Matte Tin over Sulfamate Nickel
Operating Temperature	-55 to +150°C (see chart)

Tolerance is ± 0.010 ", unless otherwise specified. Designed to meet or exceed applicable portions of MIL-E-5400. All dimensions in inches.

Features:

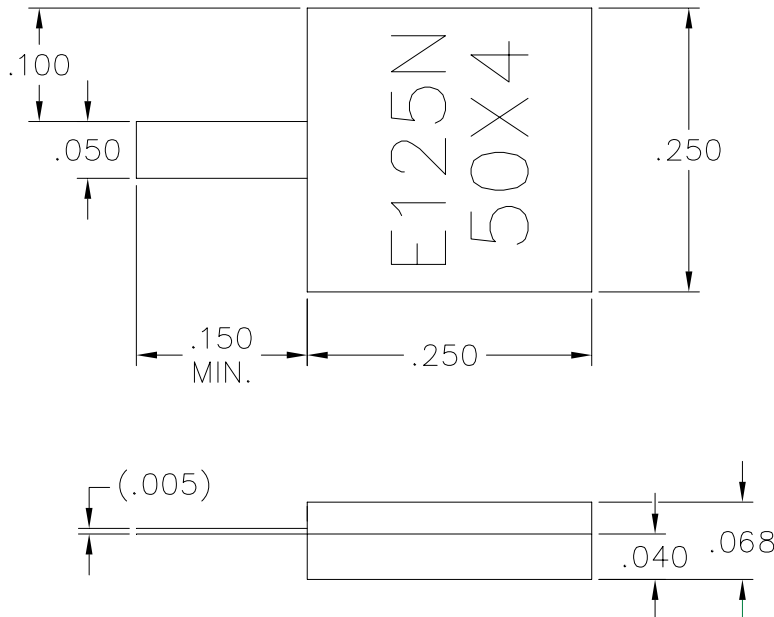
- 125 Watts
- AlN Ceramic Substrate
- Non-Nichrome Resistive Element
- Low VSWR
- High power
- 100% Tested

Electrical Specifications

Resistance:	50 Ohms
Power:	125 Watts
Frequency Range:	DC – 3.0 GHz
V.S.W.R.:	1.25 : 1

Specification based on unit properly installed using suggested mounting instructions and a 50 ohm nominal impedance. **Specifications subject to change.**

Outline Drawing

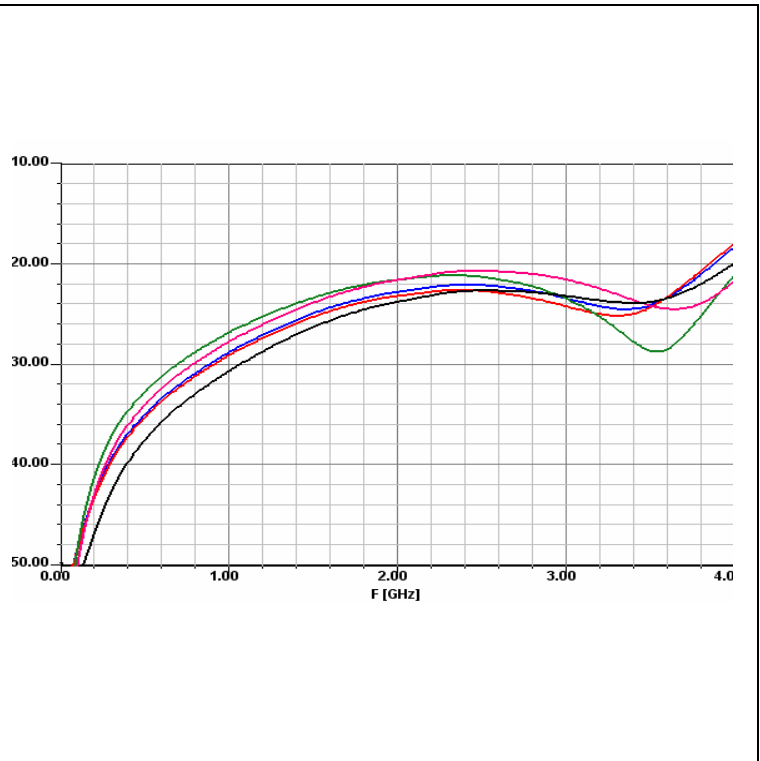
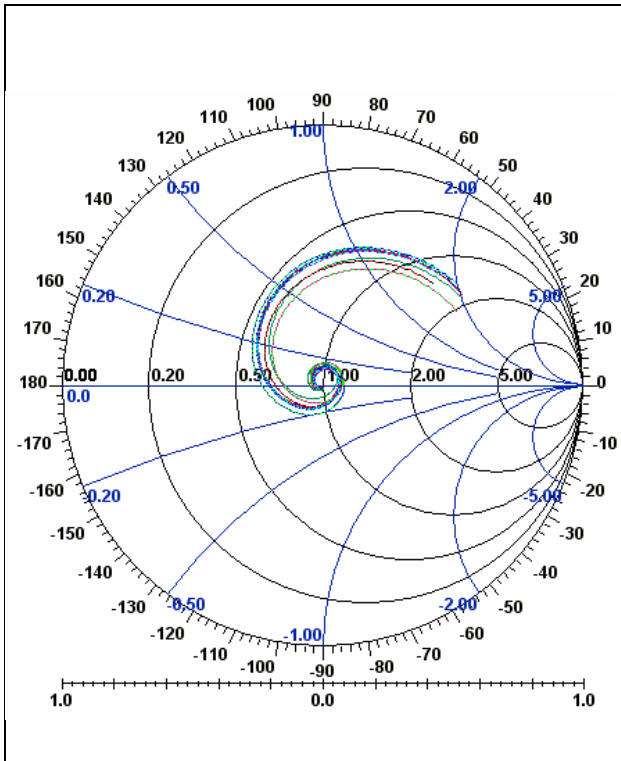


Dimensions given in inches.

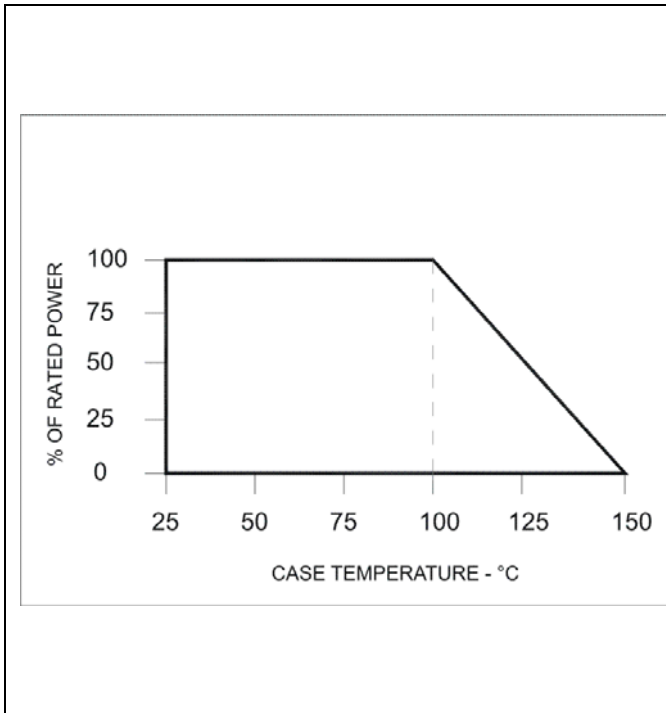
E125N50X4 (097) Rev B



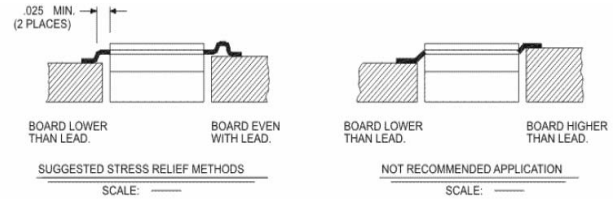
Typical Performance:



Power De-rating:



Mounting Footprint and Procedure:



1. Make sure that the devices are mounted on flat surfaces (0.001" under the device) to optimize the heat transfer.
2. Drill & tap the heatsink for the appropriate thread size to be used.
3. Coat the heatsink with a minimum amount of high quality silicone grease (0.001" max. thickness).
4. Position the device on mounting surface and secure using socket head screws, flat & split washers. Torque screws to the appropriate value. Make sure that the device is flat against the heatsink. (Care should be taken to avoid upward pressure of the leads toward the lid).
5. Solder leads in place using an adequate solder with a controlled temperature iron.

E125N50X4 (097) Rev B

USA/Canada: (315) 432-8909
 Toll Free: (800) 544-2414
 Europe: +44 2392-232392

Available on Tape and Reel For Pick and Place Manufacturing.



Anaren
 What'll we think of next?™